



Newport Cast Limestone Studio Fireplace Surround

The Newport is a versatile classic, blending clean modern lines with a timeless elegance that complements any space. Its balanced proportions and understated detailing allow it to serve beautifully as a subtle backdrop in a simple, refined room, or as the focal point in a more dramatic setting. Crafted with precision and enduring quality, the Newport has quickly become our most popular fireplace surround—loved for its ability to feel both fresh and familiar, modern yet traditional.

Your Fireplace Surround Ships Pre-Sealed: Fireplace Surround

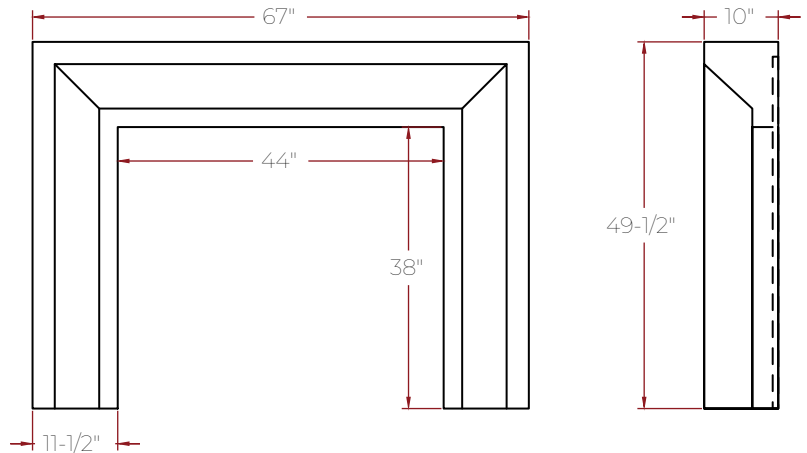
4 Filler Panels

2 panels - 12" x 40" x 3/4"

2 panels - 12" x 60" x 3/4"

Color Matched Tube of Caulking

4 oz Bottle of Matching Concrete Stain for touch-ups



Estimated Weight: 280lbs - Average Compression Strength *11,000psi

For any questions regarding your Oltre Fireplace Surround, please contact us at **(503) 689-1088** or email us at **info@oltreusa.com**. Our experienced team is here to assist you with everything from product information and installation guidance to design recommendations.

You can also visit **www.oltreusa.com** for additional details, inspiration, and project ideas.



Newport Cast Limestone Signature Fireplace Surround

The Newport is a versatile classic, blending clean modern lines with a timeless elegance that complements any space. Its balanced proportions and understated detailing allow it to serve beautifully as a subtle backdrop in a simple, refined room, or as the focal point in a more dramatic setting. Crafted with precision and enduring quality, the Newport has quickly become our most popular fireplace surround—loved for its ability to feel both fresh and familiar, modern yet traditional.

Your Fireplace Surround Ships Pre-Sealed: Fireplace Surround

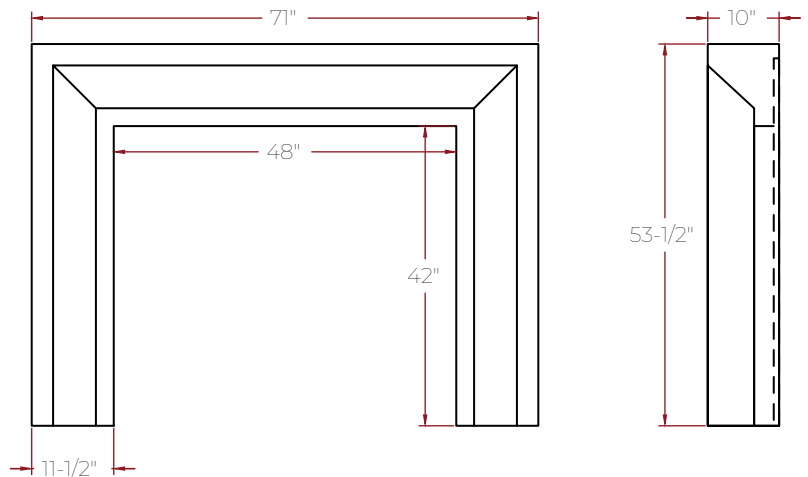
4 Filler Panels

2 panels - 12" x 40" x $\frac{3}{4}$ "

2 panels - 12" x 60" x $\frac{3}{4}$ "

Color Matched Tube of Caulking

4 oz Bottle of Matching Concrete Stain for touch-ups



Estimated Weight: 300lbs - Average Compression Strength *11,000psi

For any questions regarding your Oltre Fireplace Surround, please contact us at **(503) 689-1088** or email us at **info@oltreusa.com**. Our experienced team is here to assist you with everything from product information and installation guidance to design recommendations.

You can also visit **www.oltreusa.com** for additional details, inspiration, and project ideas.



Newport Cast Limestone Grand Fireplace Surround

The Newport is a versatile classic, blending clean modern lines with a timeless elegance that complements any space. Its balanced proportions and understated detailing allow it to serve beautifully as a subtle backdrop in a simple, refined room, or as the focal point in a more dramatic setting. Crafted with precision and enduring quality, the Newport has quickly become our most popular fireplace surround—loved for its ability to feel both fresh and familiar, modern yet traditional.

Your Fireplace Surround Ships Pre-Sealed:

Fireplace Surround

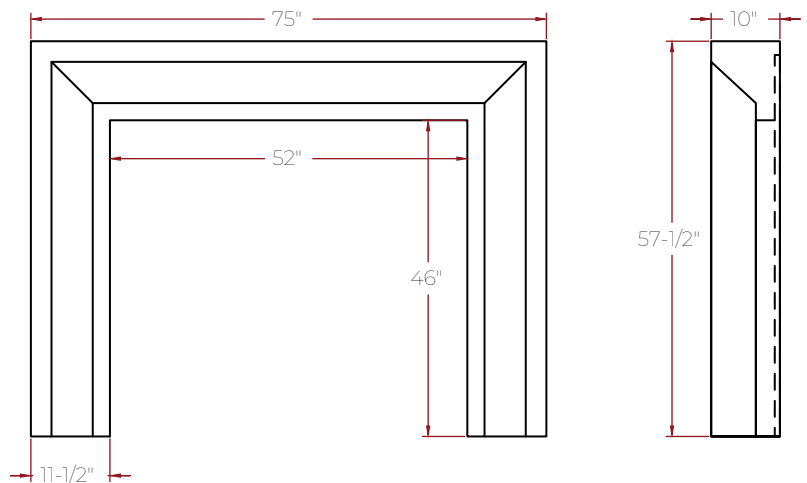
4 Filler Panels

2 panels - 12" x 40" x $\frac{3}{4}$ "

2 panels - 12" x 60" x $\frac{3}{4}$ "

Color Matched Tube of Caulking

4 oz Bottle of Matching Concrete Stain for touch-ups



Estimated Weight: 325lbs - Average Compression Strength *11,000psi

For any questions regarding your Oltre Fireplace Surround, please contact us at **(503) 689-1088** or email us at **info@oltreusa.com**. Our experienced team is here to assist you with everything from product information and installation guidance to design recommendations.

You can also visit **www.oltreusa.com** for additional details, inspiration, and project ideas.



Standard Hearth

Cast Limestone Material

The Standard Hearth provides a refined base that completes the fireplace with balance and beauty. Designed to flow seamlessly with the surround, each hearth enhances the overall composition with clean lines and thoughtful proportion. Whether extending beyond the fireplace or aligning perfectly with traditional mantels, every hearth is crafted to bring visual grounding and timeless appeal. For a custom statement, options like floating or wraparound designs are also available.

Width:

Standard: 3" wider than the fireplace surround

Exceptions: Petite Tuscan and New French to match mantel width.

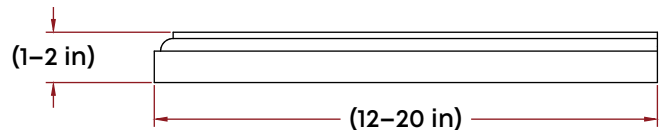
Height:

Standard range: $\frac{3}{4}$ " – 2"

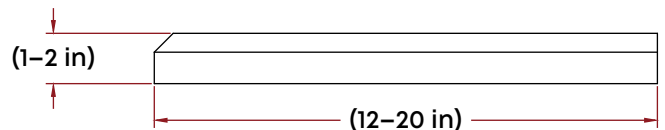
Recommended: $1\frac{1}{2}$ " for Monaco and New French models

Depth: 12" – 20"

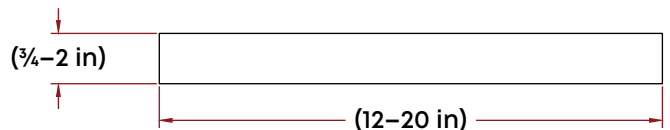
French Edge



Monaco Edge



Standard Edge



Average Compression Strength *11,000psi

For any questions regarding your Oltre Fireplace Surround, please contact us at **(503) 689-1088** or email us at **info@oltreusa.com**. Our experienced team is here to assist you with everything from product information and installation guidance to design recommendations.

You can also visit **www.oltreusa.com** for additional details, inspiration, and project ideas.

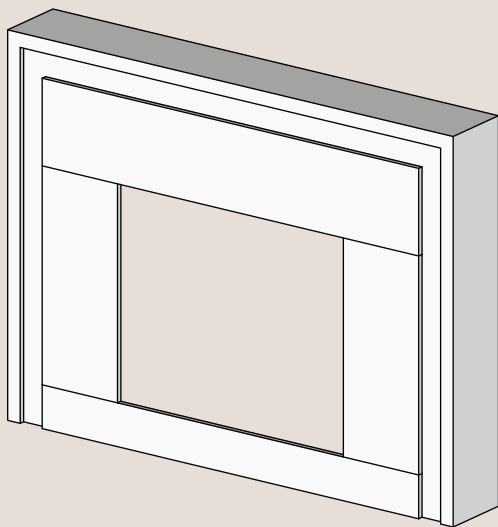


Standard Filler Panels

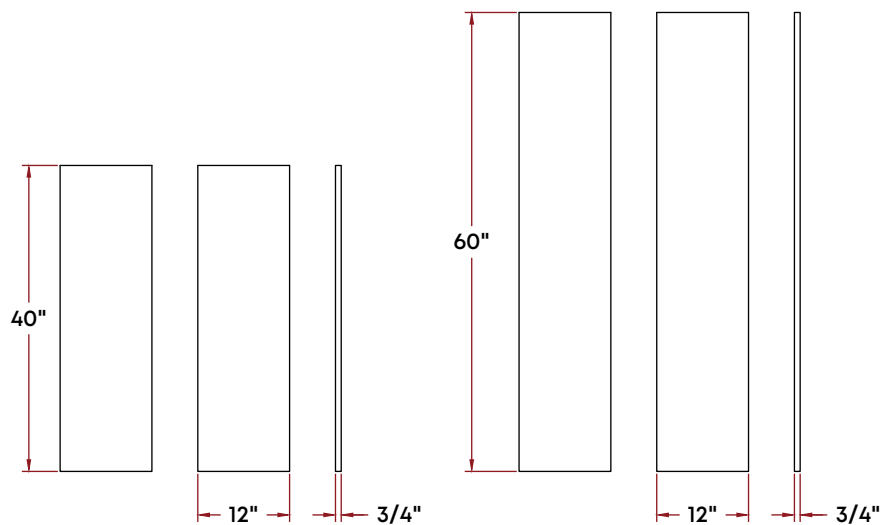
Cast Limestone Material

Our Standard Filler Panels create a seamless transition between the firebox or insert and the fireplace surround. Made from the same cast stone material and color as your surround, they ensure a cohesive, built-in look and can be installed along the top, sides, or bottom of the opening. Other materials such as marble, granite, or tile may also be used for a customized finish.

2 panels - 12" x 40" x $\frac{3}{4}$ " - 2 panels - 12" x 60" x $\frac{3}{4}$ "



Example on a 36" x 30" Fireplace insert



Estimated Weight: 100lbs - Average Compression Strength *11,000psi

For any questions regarding your Oltre Fireplace Surround, please contact us at **(503) 689-1088** or email us at **info@oltreusa.com**. Our experienced team is here to assist you with everything from product information and installation guidance to design recommendations.

You can also visit **www.oltreusa.com** for additional details, inspiration, and project ideas.