



## Naple Cast Limestone Fireplace Surround

The Naples blends clean lines with a soft, elegant inward curve, creating a surround that feels both refined and inviting. With a look reminiscent of a Soho boutique interior, it delivers quiet luxury without excess detail. Timeless in design, the Naples strikes a balance between modern simplicity and graceful character.

### Your Fireplace Surround Ships Pre-Sealed: Fireplace Surround

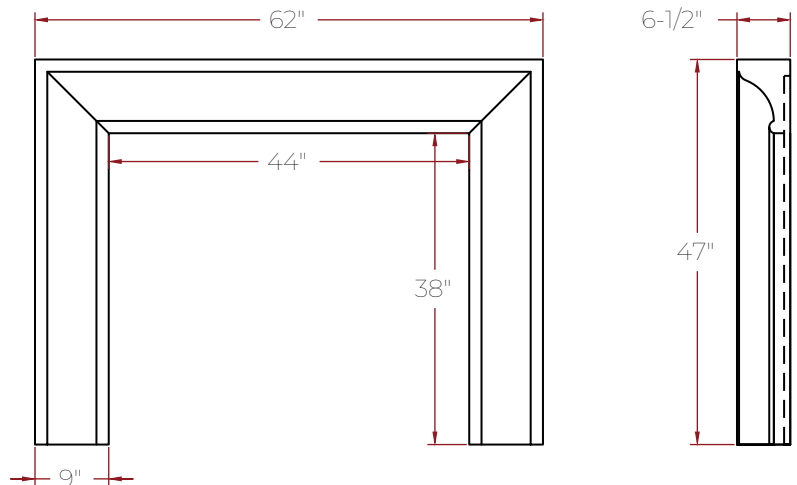
#### 4 Filler Panels

2 panels - 12" x 40" x 3/4"

2 panels - 12" x 60" x 3/4"

#### Color Matched Tube of Caulking

#### 4 oz Bottle of Matching Concrete Stain for touch-ups



Estimated Weight: 150lbs - Average Compression Strength \*11,000psi

For any questions regarding your Oltre Fireplace Surround, please contact us at **(503) 689-1088** or email us at **info@oltreusa.com**. Our experienced team is here to assist you with everything from product information and installation guidance to design recommendations.

You can also visit **www.oltreusa.com** for additional details, inspiration, and project ideas.



## Naple Cast Limestone Fireplace Surround

The Naples blends clean lines with a soft, elegant inward curve, creating a surround that feels both refined and inviting. With a look reminiscent of a Soho boutique interior, it delivers quiet luxury without excess detail. Timeless in design, the Naples strikes a balance between modern simplicity and graceful character.

### Your Fireplace Surround Ships Pre-Sealed: Fireplace Surround

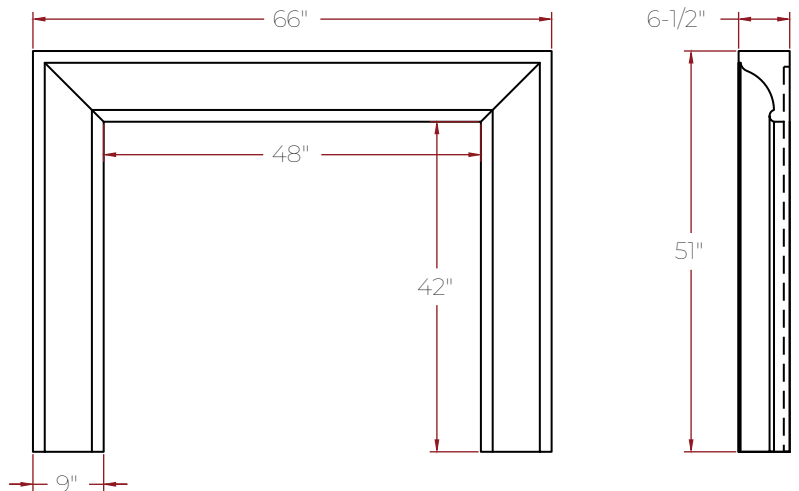
#### 4 Filler Panels

2 panels - 12" x 40" x 3/4"

2 panels - 12" x 60" x 3/4"

#### Color Matched Tube of Caulking

#### 4 oz Bottle of Matching Concrete Stain for touch-ups



Estimated Weight: 150lbs - Average Compression Strength \*11,000psi

For any questions regarding your Oltre Fireplace Surround, please contact us at **(503) 689-1088** or email us at **info@oltreusa.com**. Our experienced team is here to assist you with everything from product information and installation guidance to design recommendations.

You can also visit **www.oltreusa.com** for additional details, inspiration, and project ideas.



## Naple Cast Limestone Fireplace Surround

The Naples blends clean lines with a soft, elegant inward curve, creating a surround that feels both refined and inviting. With a look reminiscent of a Soho boutique interior, it delivers quiet luxury without excess detail. Timeless in design, the Naples strikes a balance between modern simplicity and graceful character.

### Your Fireplace Surround Ships Pre-Sealed:

#### Fireplace Surround

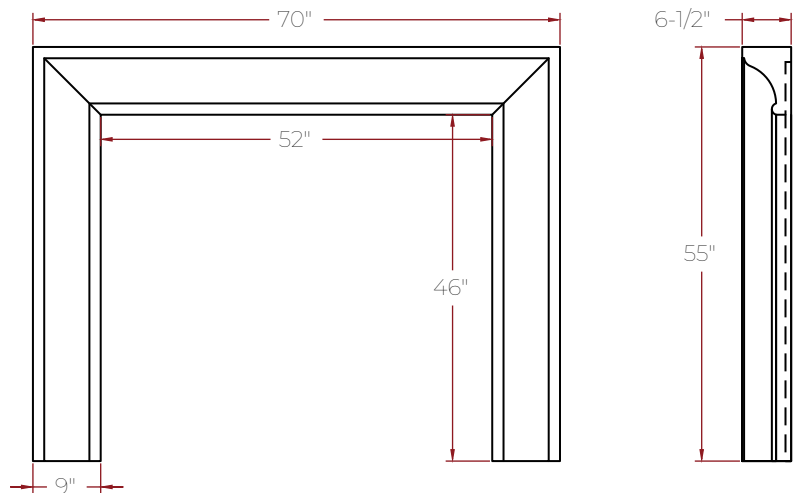
#### 4 Filler Panels

2 panels - 12" x 40" x 3/4"

2 panels - 12" x 60" x 3/4"

#### Color Matched Tube of Caulking

4 oz Bottle of Matching Concrete Stain for touch-ups



Estimated Weight: 150lbs - Average Compression Strength \*11,000psi

For any questions regarding your Oltre Fireplace Surround, please contact us at **(503) 689-1088** or email us at **info@oltreusa.com**. Our experienced team is here to assist you with everything from product information and installation guidance to design recommendations.

You can also visit **www.oltreusa.com** for additional details, inspiration, and project ideas.



## Standard Hearth

Cast Limestone Material

The Standard Hearth provides a refined base that completes the fireplace with balance and beauty. Designed to flow seamlessly with the surround, each hearth enhances the overall composition with clean lines and thoughtful proportion. Whether extending beyond the fireplace or aligning perfectly with traditional mantels, every hearth is crafted to bring visual grounding and timeless appeal. For a custom statement, options like floating or wraparound designs are also available.

### Width:

**Standard: 3" wider than the fireplace surround**

Exceptions: Petite Tuscan and New French to match mantel width.

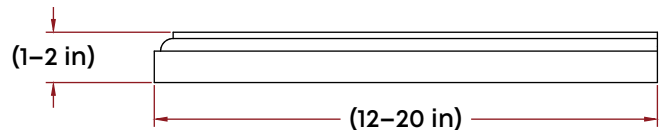
### Height:

**Standard range:  $\frac{3}{4}$ " – 2"**

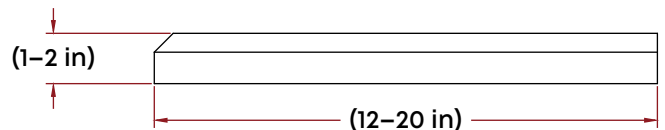
Recommended:  $1\frac{1}{2}$ " for Monaco and New French models

**Depth: 12" – 20"**

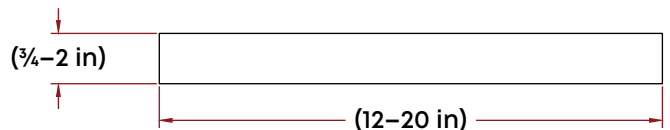
### French Edge



### Monaco Edge



### Standard Edge



Average Compression Strength \*11,000psi

For any questions regarding your Oltre Fireplace Surround, please contact us at **(503) 689-1088** or email us at **info@oltreusa.com**. Our experienced team is here to assist you with everything from product information and installation guidance to design recommendations.

You can also visit **www.oltreusa.com** for additional details, inspiration, and project ideas.

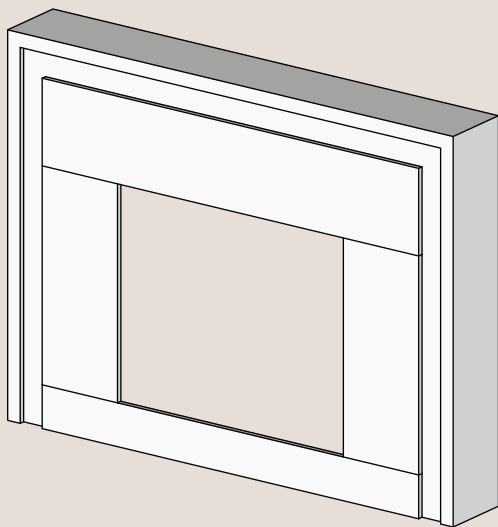


## Standard Filler Panels

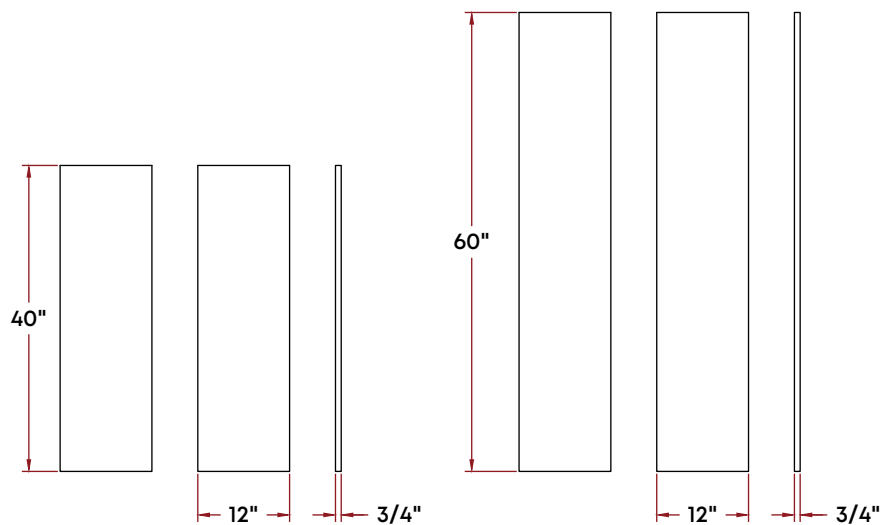
### Cast Limestone Material

Our Standard Filler Panels create a seamless transition between the firebox or insert and the fireplace surround. Made from the same cast stone material and color as your surround, they ensure a cohesive, built-in look and can be installed along the top, sides, or bottom of the opening. Other materials such as marble, granite, or tile may also be used for a customized finish.

2 panels - 12" x 40" x  $\frac{3}{4}$ " - 2 panels - 12" x 60" x  $\frac{3}{4}$ "



Example on a 36" x 30" Fireplace insert



Estimated Weight: 100lbs - Average Compression Strength \*11,000psi

For any questions regarding your Oltre Fireplace Surround, please contact us at **(503) 689-1088** or email us at **info@oltreusa.com**. Our experienced team is here to assist you with everything from product information and installation guidance to design recommendations.

You can also visit **www.oltreusa.com** for additional details, inspiration, and project ideas.